

Using the Jerseyville Public Library Catalog

Cloud Library eBooks and eAudiobooks are included in the Jerseyville PL catalog along with print books, books on CD, DVDs, and music CDs. Browse and check out 3M titles just as you do with all items in the catalog.

Finding an eBook

1. Click on the “Check out our online catalog” link from our website, <http://jerseyvillelibrary.org>.
2. Login to your account. (You cannot borrow Cloud Library titles without logging in.)
3. Search the catalog just as you would for any title, author, or subject. Any Cloud Library titles that match your search will appear in the search results along with other library items.

Cloud Library titles are indicated by this logo to the right of the title information.



eAudiobooks will also have a headphone next to the logo.

****Note :** To find only Cloud Library titles, enter **Cloud Library** in the search bar and select **eBook** or **Audio eBook** under “Limit by.”

Checking out an eBook or eAudiobook

Click the **Borrow** Button to the right of the title information. Login to your account using your barcode number and pin, if prompted. The title will be added to the list of items checked out to your account and to your Cloud Library bookshelf for every device on which you’ve installed the Cloud Library app.

Placing a Hold

Click the “**Place Hold**” button to the right of the title information. Login to your account if prompted. The title will be added to your list of requests.

Returning Titles Early

Cloud Library eBooks and eAudiobook will be removed from your device(s) automatically at the end of the loan period. If you are finished with a title before it expires, you can return it early for the next person to read by using the Cloud Library App or through the Jerseyville PL online catalog.

To check in using the catalog:

1. Click “Login to your account” from our website, <http://jerseyvillelibrary.org>.
2. Enter your barcode number and pin.
3. Select “**Items Out**” from the “**My Account**” menu.
4. Click the “Check In” button for the title(s) you wish to return.

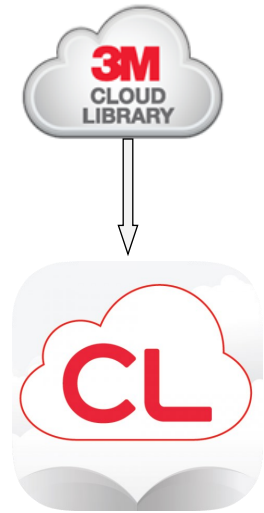
In the App from the My Books Page

- 1) Click or tap on “**Return Books**” or List View at the top of the page.
- 2) Click or tap the red “**Return**” button.
- 3) Click or tap the green “**Yes**” button to confirm the return. You may rate the title at this time if you desire.

Getting More Help

- ◆ Visit the website <http://yourcloudlibrary.com/index.php/en-us/support>
- ◆ Call or stop by the library as staff members are happy answer to your quick questions.
- ◆ If more time is needed, you can make an appointment to meet with a staff member as some are more knowledgeable than others.

Using



eBooks and eAudiobooks at the Jerseyville Public Library



Overview

The Cloud Library offers eBooks for download directly from the same Jerseyville PL catalog used to search for books, movies, and music.

3M Cloud eBooks work on the following devices:


Device	Version of Cloud Library App
iOS (iPhone, iPad, iPod Touch iOS 8.0 or later)	iOS App from iTunes Store
Android Devices (Android 4.1 and up)	Android App from Google Play
Nook Tablet HD	Nook App Google Play
**eInk eReaders (Nook, Nook Touch, Kobo, Sony, etc.) Requires Android 4.1 and up	Windows PC App from yourcloudlibrary.com
PCs (Windows 7, 8, & 10)	Windows App from yourcloudlibrary.com
Macs (Compatible with Mac OS X.6.x or newer)	Mac App from yourcloudlibrary.com
Kindle Fire (Compatible with Fire, Fire HD, & Fire HDX running Fire OS 5.1.1)	Kindle Fire App from yourcloudlibrary.com

The Cloud Library is not currently supported by Amazon.

If you would like compatibility with your Kindle Paperwhite or Voyage device not indicated above, please contact kindle-feedback@amazon.com.

**** For those using the Windows App, you can choose to set up an Adobe ID, but it is recommended that you use Cloud Library ID.**

Basic Information

- ◇ To access the Cloud Library, visit our website, <http://jerseyvillelibrary.org> and click on the Cloud Library logo.
- ◇ You may need to login twice
- ◇ You can install the Cloud  Library App on up to 5 devices.
- ◇ The Cloud Library automatically syncs to all your devices that have the Cloud Library App downloaded to them. You can start reading on your iPad and continue later while waiting somewhere and reading from your phone - right where you've left off.
- ◇ You can have up to 5 items checked out at one time and can have 5 holds, too.
- ◇ The loan period is 21 days.

Setting up Your Computer or Device


1. Download the appropriate app for your device & open it.
2. Select "IL" from the list of states
3. Select "Illinois Heartland Library System" from the list of libraries.
4. Enter your barcode number (without spaces)
5. Enter your pin (if not sure, call us 618-498-9514 & we'll enter what you choose.)

Using the Cloud Library App

You can browse, checkout, and read titles directly from the Cloud Library app on your device.

Finding an eBook or eAudiobook:

There are three ways to search the Cloud Library


- **Featured:** recommended and recent titles
- **Browse:** titles sorted by category for easy browsing. You can "star" your favorite categories and they will appear on their own tab on the "Browse" page.
- **Search:** keyword search anywhere you see 

Checking out an eBook or eAudiobook

1) After finding a title, click or tap on the cover art for more information.

2) Click or tap the "Borrow" button.

The title will be added to "My Books" for every device that has the Cloud Library App installed.

Note: eAudiobooks are marked with a pair of headphones 

Placing a Title on Hold or Suggesting a title

1. Click or tap the blue "Hold" or "Suggest" button.
2. If you want to be notified when your hold becomes available, choose "Yes" and enter your email address.

My Books Page

The "My Books" page shows the titles you are reading or those you have on hold.

Filters

Filters allow you to choose what you see when you search or browse. You can choose to see only eBooks, eAudiobooks, or both. You can choose to see only items available now, owned by our library, or even titles that we don't own that you would like us to purchase.